



Public Forum Debate 101



Public Forum Debate

- Team event
- That advocates or rejects a position posed by the topic
- Debate is that the clash of ideas
- Must be communicated in a manner persuasive



STEP 1: Prepare the Case

- o Research the topic

Come up with Pros/Cons

- o Brainstorm ideas for arguments

- o Choose 3 arguments to develop

- o Find support for each argument

- Quotes

- Examples

- Facts

- Expert opinions



STEP 2: Write the Case

- **Introduction**

something interesting to catch judges attention

- **1st main argument**

- Support – explanation

- Support – explanation

- Explain argument

- **2nd/ 3rd main argument**

- **Conclusion**



STEP 3: Get ready for the GREAT DEBATE

- Practice reading case
- Practice answering questions about your arguments
- Prepare summary sheet
- Practice debating each other



Public Forum Debate

The debate should:

- display solid logic, reasoning, and analysis
- utilize evidence
- present a clash of ideas
- counter the arguments of the opponents (rebuttal)
- communicate ideas with clarity, organization, eloquence, and
- professional decorum



1 Pro Constructive

4 minutes

- **Read your pro case**




1 CON Constructive

4 minutes

- **Read case**
- **Counter opponents arguments**



Crossfire



3 minutes

- **Pro ask first question**
- **Need to stand – face judge**
- **Be professional – Don't be rude**
- **Questions should be “brief”**
- **Answers should be “on point”**

2 PRO Constructive

4 minutes

- Restate main points
- Counter opponents arguments




2 CON

4 minutes

- **Restate main points**
- **Counter opponents arguments**



Crossfire



3 minutes

- **Pro ask first question**
- **Need to stand – face judge**
- **Be profession – Don't be rude**

1 PRO Summary

2 minutes


- **Summaries key arguments**
- **Refute important arguments**



1 CON Summary

2 minutes

- **Summaries key arguments**
- **Refute important arguments**




Grand Crossfire

3 minutes

Involves all debaters

- **Pro ask first question**
- **Can sit facing opponents**
- **Be profession – Don't be rude**




2 PRO Final Focus

1 minute

- **Why should win round**

“Judge this is why you should vote for our team”



2 CON Final Focus

1 minute

- **Why should win round**

“Judge this is why you should vote for our team”



AT END OF ROUND

- **Thank the judge**
- **Shake hands with opponent**
- **Go to next round**

TO WIN A DEBATE

- Have to be prepared
- Have to know what you are talking about
- Have to present yourself well
- Have to listen
- Have to keep track of what is happening in the debate
- Have to work with your partner